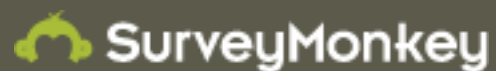













# Use of IT systems to support risk management








## 1. Does your organisation have an IT application deployed to support the risk assessment and reporting process?









		Response Percent	Response Count
Yes fully implemented		31.3%	10
<b>Yes partially implemented</b>		<b>34.4%</b>	<b>11</b>
No, but procuring a system during 2011		3.1%	1
No, but thinking about it		25.0%	8
No and no plans to do so		6.3%	2
		<b>answered question</b>	<b>32</b>
		<b>skipped question</b>	<b>0</b>

**2. If you have an IT application, or are currently procuring one, which proprietary system do you use?**
















		Response Percent	Response Count
Active Risk Management (STG)		8.3%	2
Blue Suite (Oxial)		0.0%	0
B-Wise		0.0%	0
CCH Sword (ARC Logics)		8.3%	2
CURA		0.0%	0
ERA (Methodware)		8.3%	2
Magique (Magique Galileo)		25.0%	6
OpenPages		16.7%	4
<b>Other (please specify)</b>		<b>33.3%</b>	<b>8</b>
		<b>answered question</b>	<b>24</b>
		<b>skipped question</b>	<b>8</b>









**3. If you do not use a proprietary system, what best describes the way you manage and report your risk information? (Pick as many as relevant)**





		<b>Response Percent</b>	<b>Response Count</b>
Use simple MS Word documents		38.9%	7
<b>Use simple MS Excel documents</b>		<b>72.2%</b>	<b>13</b>
Use simple MS Powerpoint documents		22.2%	4
Use complex MS Excel documents using macros / bespoke code		16.7%	3
Do not have an operable process		0.0%	0
Use other solutions (please specify)		22.2%	4
		<b>answered question</b>	<b>18</b>
		<b>skipped question</b>	<b>14</b>

4. If you currently a risk system (proprietary or otherwise), what do you perceive to be the key benefits?			
		Response Percent	Response Count
Creates an audit trail for changes		10.0%	3
Improves efficiency of data management		6.7%	2
Improves data integrity and quality		10.0%	3
Avoids multiple versions of data being handled		10.0%	3
Improves controls over data security		0.0%	0
<b>Facilitates the aggregation of risk information from function / entity to Group-level</b>		<b>33.3%</b>	<b>10</b>
Improves ease of risk reporting to management		20.0%	6
Improves clarity of risk reporting to management		3.3%	1
Other (please specify)		6.7%	2
<b>answered question</b>			<b>30</b>
<b>skipped question</b>			<b>2</b>







**5. If you currently use a risk system (proprietary or otherwise), what do you consider to be its key features?  
(Pick as many as relevant)**

		<b>Response Percent</b>	<b>Response Count</b>
<b>Recording risk identification descriptions</b>		<b>78.6%</b>	<b>22</b>
<b>Recording risk assessments and risk quantification</b>		<b>78.6%</b>	<b>22</b>
Recording control self-assessments		57.1%	16
Recording Risk Owners		67.9%	19
Capturing risk scenarios		28.6%	8
Reporting 'heat maps'		39.3%	11
Recording risk appetites and risk tolerances		39.3%	11
Recording Risk Improvement Actions		53.6%	15
Capturing and reporting Key Control Indicators (KCIs)		14.3%	4
Capturing and reporting Key Risk Indicators (KRIs)		46.4%	13
Capturing Business Impact Analysis		7.1%	2
Recording Business Continuity Plans		7.1%	2
Capturing Risk Management policies and procedures		21.4%	6
Capturing Risk Events and Near Misses		46.4%	13
Other (please specify)		14.3%	4
<b>answered question</b>			<b>28</b>
<b>skipped question</b>			<b>4</b>








6. If you currently use a risk system (proprietary or otherwise), what do you consider to be its main limitations or key features missing? (Pick as many as relevant)			
		Response Percent	Response Count
Complexity of data entry		27.3%	6
Complexity of amending data		31.8%	7
Lack of flexibility in defining organisation structures		31.8%	7
<b>Lack of reporting capability</b>		<b>50.0%</b>	<b>11</b>
Inability to report 'heat maps'		27.3%	6
Limited ability to deploy into business		36.4%	8
Inability to capture risk scenarios		40.9%	9
Inability to capture Risk Events and Near Misses		13.6%	3
	Other (please specify)		6
	<b>answered question</b>		<b>22</b>
	<b>skipped question</b>		<b>10</b>

7. How long has your organisation been using your current system (proprietary or otherwise)?			
		Response Percent	Response Count
< 1 year		34.5%	10
1 – 2 years		34.5%	10
2-5 years		20.7%	6
> 5 years		10.3%	3
	<b>answered question</b>		<b>29</b>
	<b>skipped question</b>		<b>3</b>

**8. What is the scope of your current system? (Pick as many as relevant)**





		<b>Response Percent</b>	<b>Response Count</b>
<b>Risk Assessment</b>		<b>86.7%</b>	<b>26</b>
Risk Reporting		76.7%	23
Governance		23.3%	7
Compliance (Regulatory)		16.7%	5
Compliance (BCM, IT, Health & Safety)		3.3%	1
Other (please specify)		13.3%	4
		<b>answered question</b>	<b>30</b>
		<b>skipped question</b>	<b>2</b>








**9. How far has the risk system been deployed? (Pick as many as relevant)**






		<b>Response Percent</b>	<b>Response Count</b>
<b>Central Risk function only (&lt;10 people)</b>		<b>60.0%</b>	<b>18</b>
Executive Management (<10 people)		33.3%	10
Divisional Risk function (<20 people)		20.0%	6
Business Unit risk assessors (>25 people)		56.7%	17
Compliance and/or Audit personnel (<10 people)		33.3%	10
Other functional representatives (<10 people)		20.0%	6
Other (please specify)		6.7%	2
		<b>answered question</b>	<b>30</b>
		<b>skipped question</b>	<b>2</b>

10. Has the deployment of your risk system resulted in any efficiency savings through releasing resources from risk function? (FTE = full time equivalent)			
		Response Percent	Response Count
No measurable saving		66.7%	18
<0.25 FTE saving in risk function resource		7.4%	2
0.25 to 0.5 FTE saving in risk function resource		3.7%	1
0.5 to 1.0 FTE saving in risk function resource		0.0%	0
> 1.0 FTE saving in risk function resource		3.7%	1
Has resulted in an increase in risk function resource required		11.1%	3
Other (please specify)		7.4%	2
answered question			27
skipped question			5

11. Organisation headcount			
		Response Percent	Response Count
<100		28.1%	9
>100, <500		31.3%	10
>500, <2000		15.6%	5
>2000, <10000		6.3%	2
>10000, <100,000		12.5%	4
100,000+		6.3%	2
answered question			32
skipped question			0

12. Organisation turnover			
		Response Percent	Response Count
<£200m		40.6%	13
>£200m, <£1bn		31.3%	10
>£1bn, <£5bn		15.6%	5
>£5bn		12.5%	4
<b>answered question</b>			<b>32</b>
<b>skipped question</b>			<b>0</b>

13. Domicile of organisation's overall Headquarters			
		Response Percent	Response Count
UK		46.9%	15
Other EU		6.3%	2
Switzerland		6.3%	2
North America		9.4%	3
Caribbean		12.5%	4
Asia / Middle East/ Africa		6.3%	2
Other		12.5%	4
<b>answered question</b>			<b>32</b>
<b>skipped question</b>			<b>0</b>

14. Primary type of business			
		Response Percent	Response Count
Mono-line insurer		6.3%	2
<b>Multi-line General insurer</b>		<b>62.5%</b>	<b>20</b>
Life insurer		3.1%	1
Composite insurer		15.6%	5
Captive		0.0%	0
Consultant or service provider		12.5%	4
<b>answered question</b>			<b>32</b>
<b>skipped question</b>			<b>0</b>